

Scaled data based on original data using
LM-79-08 Approved Method: Electrical and Photometric Measurements of Solid-
State Lighting Products

Test Report Prepared for
Cooper Lighting Solutions
(formerly Eaton)

Brand: McGRAW-EDISON

Report Number: P385478

Luminaire Tested: **GWC-SA1A-730-U-T4FT-HSS**

Issue Date: 3/3/2020

Test Information

Test Method: LM-79-08
Report Number: P385478
TEST IS SCALED FROM IESNA LM-79-08 TEST DATA (G2-1903-205-17)
Test Lab: INNOVATION CENTER
Issue Date: 3/3/2020
Manufacturer: COOPER LIGHTING SOLUTIONS (FORMERLY EATON)
Product Line: MCGRAW-EDISON
Catalog Number: GWC-SA1A-730-U-T4FT-HSS
Description: GALLEON WALL LUMINAIRE
(1) 70 CRI, 3000K, 615mA LIGHTSQUARE WITH 16 LEDS AND TYPE IV FORWARD
THROW OPTICS WITH HOUSE SIDE SHIELD
Light Source: -
Ballast/Driver: ELECTRONIC DRIVER

Summary

Lumens per Lamp: N/A
Luminaire Lumens: 3219 lumens
Efficiency: N/A
Efficacy: 94.7 lumens/watt
Luminous Opening: Rectangular (W 0.5' x L: 0.5' x H: 0')
IES Classification: Type IV - Short
BUG Rating: B0 - U0 - G1

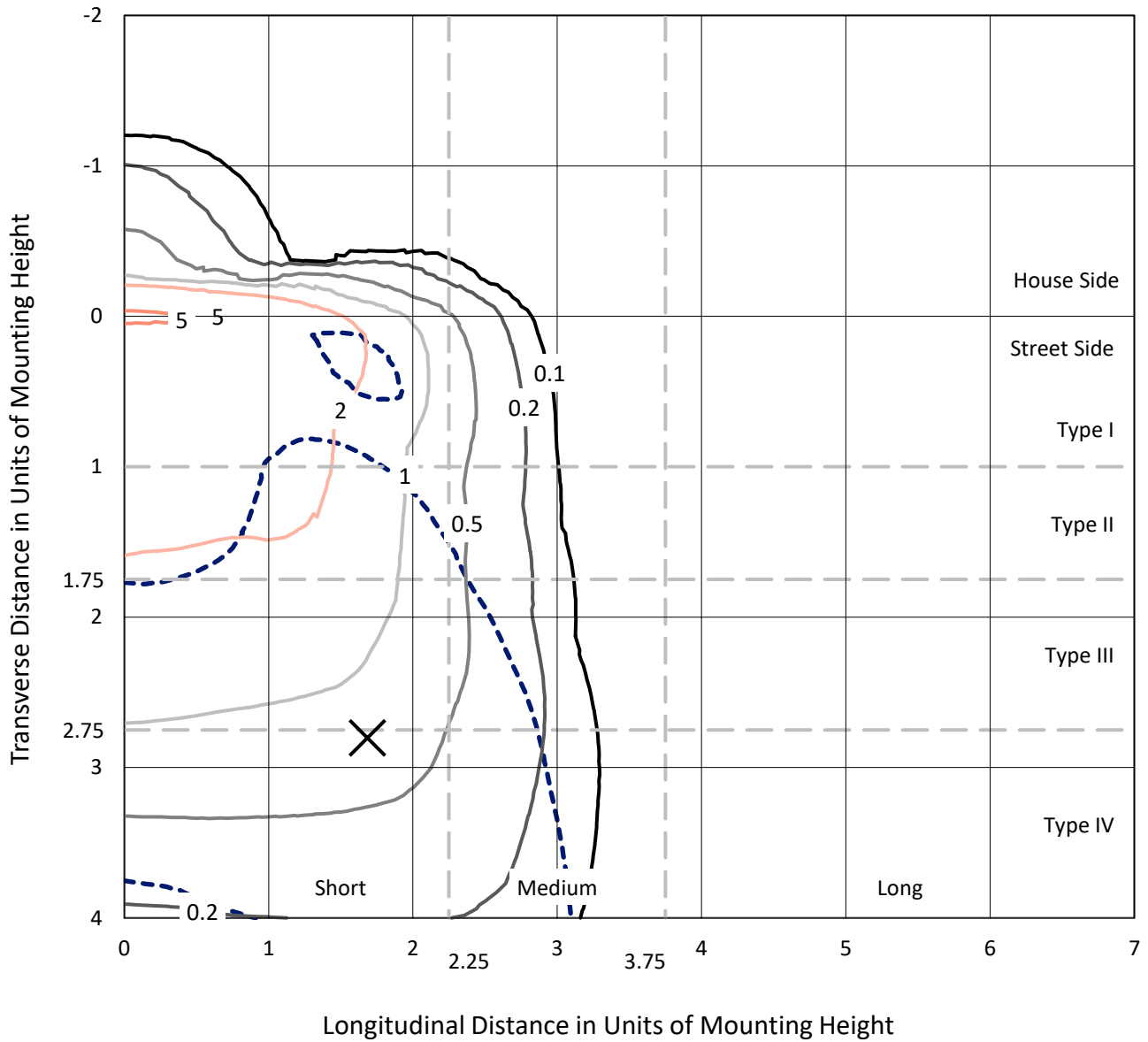
Input Watts (W): 34
Input Voltage (V): NR
Input Current (Ain): NR
Voltage Rise (V): NR
Power Factor: NR
Total Harmonic Distortion (THDi): NR
Frequency (hertz): 60
Stabilization Time: NR
Operation Time: NR
Ambient Temperature (°C): NR
Test Distance: 24 FT



REPORT NUMBER: P385478
 CATALOG NUMBER: GWC-SA1A-730-U-T4FT-HSS

Iso-Footcandle Lines of Horizontal Illumination

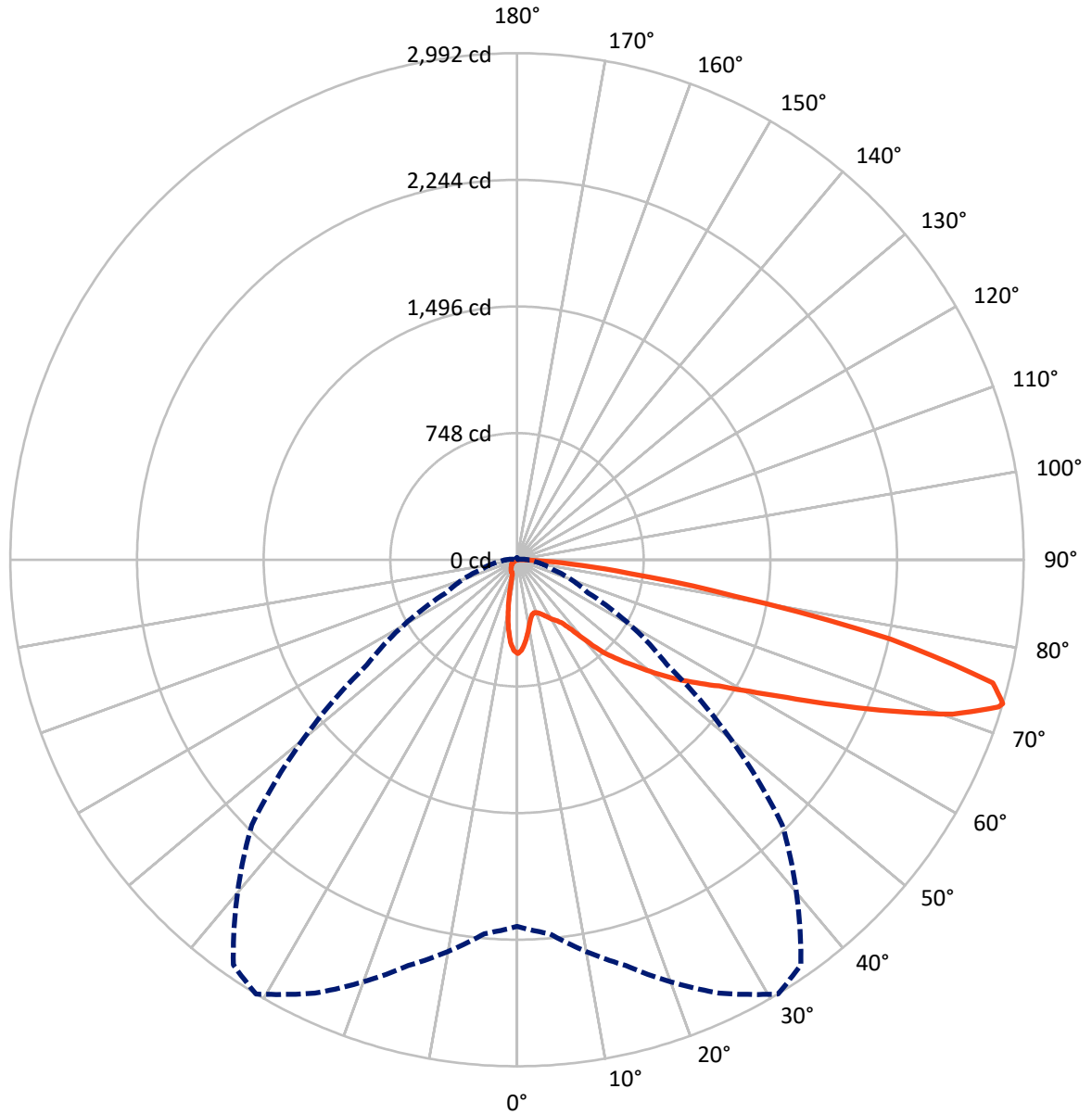
× Max cd
 - - - 1/2 Max cd



Based on 10 foot mounting height. Maximum calculated value = 5.5 fc
 Type IV - Short - N/A

REPORT NUMBER: P385478
CATALOG NUMBER: GWC-SA1A-730-U-T4FT-HSS

Luminous Intensity Polar Plot



— Vertical Plane Through 31-Deg Lateral - - - Horizontal Cone Through 73-Deg Vertical



REPORT NUMBER: P385478
 CATALOG NUMBER: GWC-SA1A-730-U-T4FT-HSS

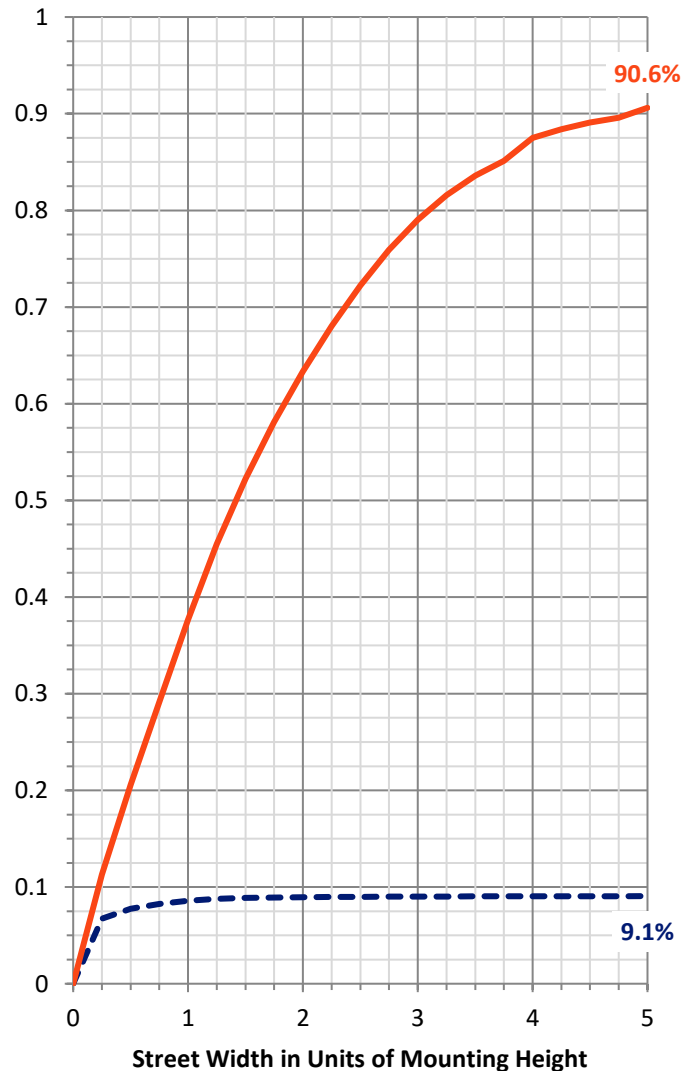
FLUX DISTRIBUTION:

		Downward	Upward	Total
House Side	Lumens	293.4	0.0	293.4
	% Fixture	9.1	0.0	9.1
Street Side	Lumens	2925.6	0.0	2925.6
	% Fixture	90.9	0.0	90.9
Total	Lumens	3219.0	0.0	3219.0
	% Fixture	100.0	0.0	100.0

Coefficient of Utilization

ZONAL LUMENS:

Zone	Lumens	% Fixture
0°-10°	45.9	1.4
10°-20°	99.7	3.1
20°-30°	149.4	4.6
30°-40°	237.7	7.4
40°-50°	424.4	13.2
50°-60°	658.6	20.5
60°-70°	875.5	27.2
70°-80°	658.6	20.5
80°-90°	69.2	2.1
90°-100°	0.0	0.0
100°-110°	0.0	0.0
110°-120°	0.0	0.0
120°-130°	0.0	0.0
130°-140°	0.0	0.0
140°-150°	0.0	0.0
150°-160°	0.0	0.0
160°-170°	0.0	0.0
170°-180°	0.0	0.0
0°-90°	3219.0	100.0
0°-180°	3219.0	100.0



REPORT NUMBER: P385478

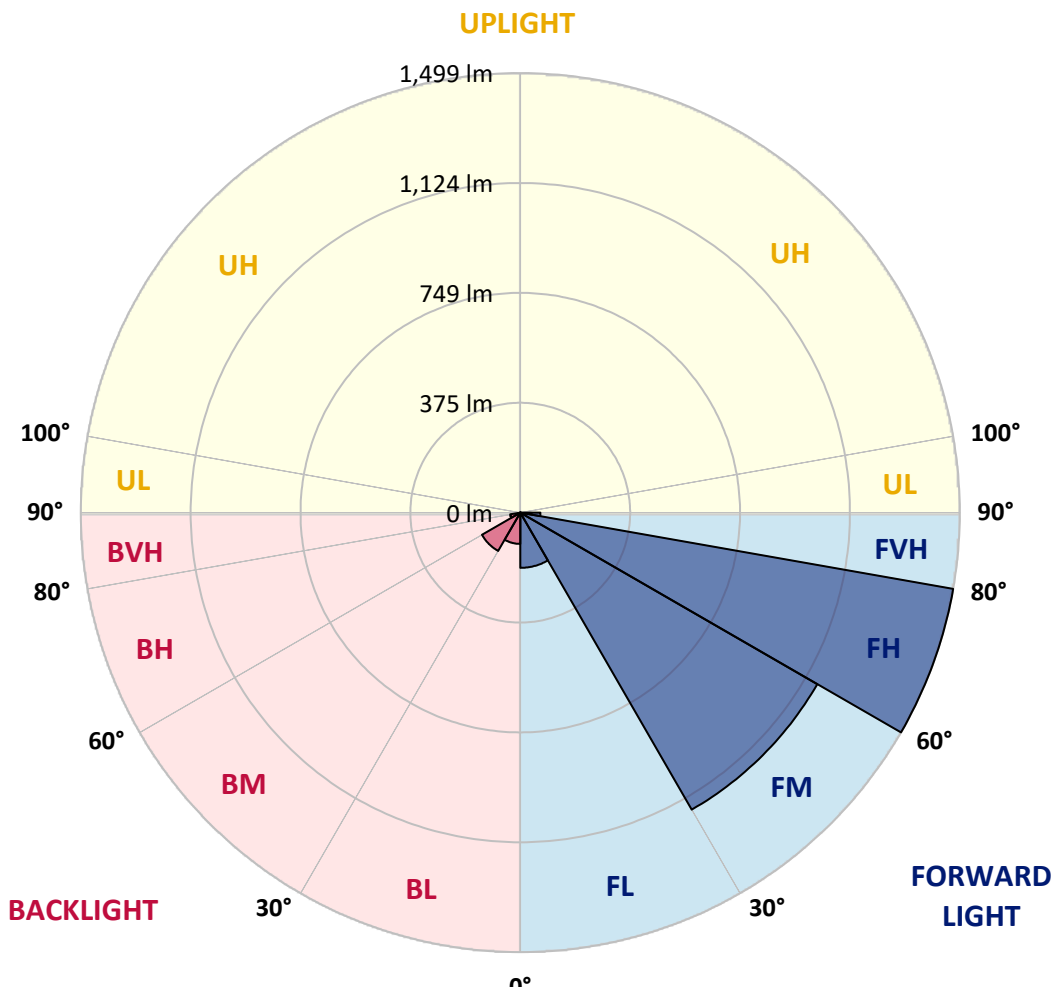
CATALOG NUMBER: GWC-SA1A-730-U-T4FT-HSS

LUMINAIRE CLASSIFICATION SYSTEM LUMEN TABLE AND BUG RATING:

Zone	Lumens	% Fixture	Zone Rating/Lumen Limit		
			B	U	G
FL (0°-30°)	188.3	5.9			
FM (30°-60°)	1169.7	36.3			
FH (60°-80°)	1499.0	46.6			G1/1800
FVH (80°-90°)	68.6	2.1			G1/100
BL (0°-30°)	106.7	3.3	B0/110		
BM (30°-60°)	151.0	4.7	B0/220		
BH (60°-80°)	35.1	1.1	B0/110		G0/110
BVH (80°-90°)	0.6	0.0			G0/10
UL (90°-100°)	0.0	0.0		U0/0	
UH (100°-180°)	0.0	0.0		U0/0	

BUG Rating: B0-U0-G1

Type IV Short





REPORT NUMBER: P385478

CATALOG NUMBER: GWC-SA1A-730-U-T4FT-HSS

CANDELA DISTRIBUTION (FULL):

	0°	5°	15°	25°	31°	35°	45°	55°	65°	75°	85°
0°	553.8	553.8	553.8	553.8	553.8	553.8	553.8	553.8	553.8	553.8	553.8
2.5°	524.9	527.1	529.4	529.9	533.8	534.0	539.7	543.9	548.2	552.3	553.7
5°	471.0	474.6	478.9	483.1	491.5	494.8	508.6	522.8	536.4	549.3	555.6
7.5°	413.5	417.6	423.6	434.1	443.4	449.9	471.8	497.0	522.2	546.0	559.7
10°	361.0	364.8	371.1	382.3	396.6	405.5	434.9	469.9	506.9	543.0	565.8
12.5°	327.6	329.7	333.2	345.1	358.0	368.0	402.6	445.9	494.3	542.8	575.7
15°	321.5	322.1	319.3	324.6	334.7	344.3	379.5	426.6	484.7	545.3	588.6
17.5°	331.3	330.9	321.5	320.9	328.9	336.8	368.1	413.2	477.9	551.2	605.3
20°	346.1	345.0	328.6	325.6	334.1	341.5	367.3	408.1	475.4	560.9	625.7
22.5°	365.8	363.9	338.2	335.0	344.2	351.9	377.1	413.0	477.6	574.0	649.3
25°	390.2	387.3	354.7	351.3	360.6	368.3	394.6	427.0	484.2	589.9	679.2
27.5°	417.7	413.6	381.2	372.2	382.8	390.8	417.9	448.5	494.6	606.8	715.9
30°	443.7	438.4	409.1	394.3	407.2	416.2	443.1	474.0	511.3	632.8	766.2
32.5°	469.9	463.9	434.0	416.3	428.0	437.7	469.1	509.1	542.7	672.4	833.0
35°	530.1	523.7	487.0	457.9	457.7	463.3	505.5	557.1	584.1	727.7	912.7
37.5°	631.3	627.7	592.7	537.5	522.6	516.5	555.1	614.5	643.6	803.8	1002.6
40°	742.2	739.1	699.9	649.8	627.2	612.1	626.3	694.3	727.7	896.8	1094.4
42.5°	867.5	852.5	782.6	767.6	747.4	735.9	723.2	792.8	831.1	997.9	1185.5
45°	981.2	956.0	865.2	842.6	838.0	840.8	847.9	925.1	947.3	1118.1	1276.2
47.5°	1048.9	1029.1	959.4	937.7	936.4	955.2	1008.7	1074.6	1063.1	1222.8	1356.1
50°	1113.3	1095.4	1037.6	1042.9	1048.8	1074.3	1191.3	1228.3	1168.8	1317.8	1429.3
52.5°	1165.5	1138.1	1107.8	1137.9	1166.6	1207.7	1379.7	1366.3	1243.8	1393.4	1492.0
55°	1195.6	1183.1	1197.8	1228.0	1281.9	1348.7	1557.5	1481.1	1298.6	1462.4	1533.8
57.5°	1305.8	1281.4	1310.6	1336.7	1407.0	1500.4	1709.9	1566.7	1338.1	1505.1	1543.4
60°	1439.2	1419.6	1436.7	1480.2	1575.0	1684.8	1852.3	1636.5	1358.8	1532.5	1518.5
62.5°	1651.6	1625.6	1614.9	1663.6	1789.3	1909.1	1960.3	1684.8	1354.2	1520.4	1433.1
65°	1936.1	1909.1	1861.2	1905.3	2065.2	2149.8	2081.1	1695.1	1322.7	1422.2	1217.3
67.5°	2227.5	2207.9	2167.0	2241.3	2385.6	2412.9	2208.9	1670.2	1221.2	1153.2	860.1
70°	2420.0	2411.6	2438.2	2602.7	2731.4	2723.5	2326.1	1536.4	951.9	709.1	425.5
72.5°	2281.2	2321.2	2517.8	2816.0	2973.2	2908.9	2265.9	1179.8	544.1	272.8	123.0
73°	2166.2	2217.4	2482.0	2824.0	2992.2	2921.8	2215.3	1082.9	463.7	215.3	93.3
75°	1507.0	1569.8	2054.8	2630.1	2903.1	2783.8	1846.6	662.8	214.9	95.5	37.6
77.5°	731.7	778.1	1131.5	1900.3	2257.7	2175.0	1149.6	247.0	97.0	59.7	17.3
80°	273.1	303.7	491.1	967.2	1304.7	1338.9	505.6	93.4	64.6	48.0	8.8
82.5°	71.5	79.7	181.1	431.3	668.7	699.9	159.4	47.1	47.3	39.5	5.4
85°	22.8	26.1	56.5	193.6	315.0	276.6	41.6	22.8	34.3	29.5	3.0
87.5°	2.8	3.6	18.0	45.5	69.5	38.6	6.5	6.8	14.6	16.4	1.7
90°	0.0	0.0	0.0	0.0	0.0	0.0	0.0	0.0	0.0	0.0	0.0



REPORT NUMBER: P385478

CATALOG NUMBER: GWC-SA1A-730-U-T4FT-HSS

CANDELA DISTRIBUTION (continued):

	90°	95°	105°	115°	125°	135°	145°	155°	165°	175°	180°
0°	553.8	553.8	553.8	553.8	553.8	553.8	553.8	553.8	553.8	553.8	553.8
2.5°	555.1	554.3	554.5	550.4	547.7	542.3	536.8	534.3	531.6	530.5	531.6
5°	557.9	556.5	552.4	539.8	526.4	509.1	492.9	480.6	465.2	460.9	465.3
7.5°	562.3	559.5	547.5	521.9	492.1	459.0	421.8	394.7	372.5	358.2	363.4
10°	568.8	563.4	539.3	495.7	442.5	383.9	331.1	290.0	260.9	248.9	248.4
12.5°	579.7	569.6	529.3	461.7	381.8	303.7	234.5	190.0	166.3	151.1	150.7
15°	591.6	576.8	516.5	420.9	311.3	217.5	151.1	117.2	101.9	97.0	96.4
17.5°	606.3	585.2	500.0	370.6	237.4	144.1	98.6	88.8	88.2	87.7	87.7
20°	624.7	595.1	478.7	313.1	168.4	96.2	83.8	84.4	84.7	84.1	84.3
22.5°	646.1	605.2	453.3	251.4	113.9	80.5	80.2	81.0	81.3	81.0	81.1
25°	671.0	616.8	422.5	186.7	82.2	76.4	77.2	78.3	79.1	79.1	79.1
27.5°	701.9	631.0	385.3	130.3	71.0	72.1	74.3	76.4	77.5	77.8	77.8
30°	742.1	648.7	340.7	89.3	64.6	66.5	70.6	74.5	76.6	76.9	77.0
32.5°	792.8	668.5	289.0	66.0	59.1	60.5	64.9	71.5	75.5	76.1	76.1
35°	850.9	691.5	233.4	57.5	55.1	55.6	59.1	66.6	73.6	75.3	75.5
37.5°	914.6	714.2	177.5	53.7	51.8	51.8	54.3	60.8	69.0	74.3	75.0
40°	973.9	727.9	124.4	50.7	48.8	48.8	51.0	55.8	63.5	71.5	73.2
42.5°	1028.8	732.6	86.6	47.9	46.0	46.5	48.4	52.1	58.0	66.0	67.6
45°	1085.1	731.8	63.2	44.6	43.2	44.6	46.0	48.8	53.1	57.7	58.0
47.5°	1127.7	725.2	50.1	41.4	40.5	42.4	43.6	45.5	47.9	47.6	47.6
50°	1167.5	709.1	40.3	37.2	37.8	40.0	40.6	41.3	41.4	38.4	38.1
52.5°	1197.8	684.1	32.3	32.6	35.1	37.3	36.7	35.8	34.2	30.6	29.9
55°	1207.9	635.9	25.4	26.9	31.2	34.0	31.7	29.6	26.6	23.6	23.0
57.5°	1189.6	573.7	20.6	20.9	26.3	28.7	26.0	23.6	20.3	17.8	17.3
60°	1150.8	504.5	17.0	15.8	20.3	22.4	20.6	18.3	15.3	13.4	13.2
62.5°	1074.0	430.8	14.0	12.3	15.4	17.2	16.1	14.3	11.8	10.6	10.4
65°	912.3	344.7	11.3	9.9	12.0	13.4	12.4	11.2	9.3	8.3	8.2
67.5°	636.8	233.0	9.3	8.2	9.5	10.6	9.8	9.1	7.4	7.2	7.4
70°	307.2	112.3	7.7	6.6	7.4	8.2	7.9	7.4	7.1	8.2	9.5
72.5°	88.1	37.6	6.1	5.5	6.0	6.5	6.8	6.6	7.7	9.9	11.5
73°	67.7	30.4	5.8	5.2	5.7	6.3	6.6	6.5	7.9	10.1	11.5
75°	29.0	14.6	4.4	4.3	4.7	5.5	5.8	5.8	7.9	10.2	11.0
77.5°	13.1	7.9	2.8	3.3	4.1	4.4	4.9	4.9	6.3	7.9	7.9
80°	7.4	4.3	2.2	2.5	3.0	3.0	3.0	2.7	2.8	3.2	3.5
82.5°	4.7	2.8	1.7	2.0	1.9	1.6	1.3	1.3	1.1	1.3	1.6
85°	2.7	1.6	1.6	1.3	0.8	0.6	0.8	0.6	0.2	0.0	0.2
87.5°	1.6	0.9	0.5	0.0	0.0	0.0	0.0	0.0	0.0	0.0	0.0
90°	0.0	0.0	0.0	0.0	0.0	0.0	0.0	0.0	0.0	0.0	0.0

Signify Classified - Internal
Cooper Lighting Solutions Photometric Lab
1121 Highway 74 South
Peachtree City, GA 30269

Scaled Data Report



Report Generated By 670245982

Signify Classified - Internal
Cooper Lighting Solutions Photometric Lab
1121 Highway 74 South
Peachtree City, GA 30269

Scaled Data Report



Signify Classified - Internal
Cooper Lighting Solutions Photometric Lab
1121 Highway 74 South
Peachtree City, GA 30269

Scaled Data Report



Signify Classified - Internal
Cooper Lighting Solutions Photometric Lab
1121 Highway 74 South
Peachtree City, GA 30269

Scaled Data Report





--- HS — SS

Signify Classified - Internal
Cooper Lighting Solutions Photometric Lab
1121 Highway 74 South
Peachtree City, GA 30269

Scaled Data Report



u

Signify Classified - Internal
Cooper Lighting Solutions Photometric Lab
1121 Highway 74 South
Peachtree City, GA 30269

Scaled Data Report



Signify Classified - Internal
Cooper Lighting Solutions Photometric Lab
1121 Highway 74 South
Peachtree City, GA 30269

Scaled Data Report



(END OF REPORT)